

# Pat Sloan's Scrap Happy Challenge

## The Courthouse Steps



The Courthouse Steps  
Has been a favorite block  
Of mine ever since  
I saw an antique one  
Using all red and white  
Stripe fabrics. I had to  
make one for myself!



The block is all strips, my Scrap Happy pattern is on page 2

**Time to use up some of those scraps bins!**

Sign up for my newsletter at [www.PatSloan.com](http://www.PatSloan.com)

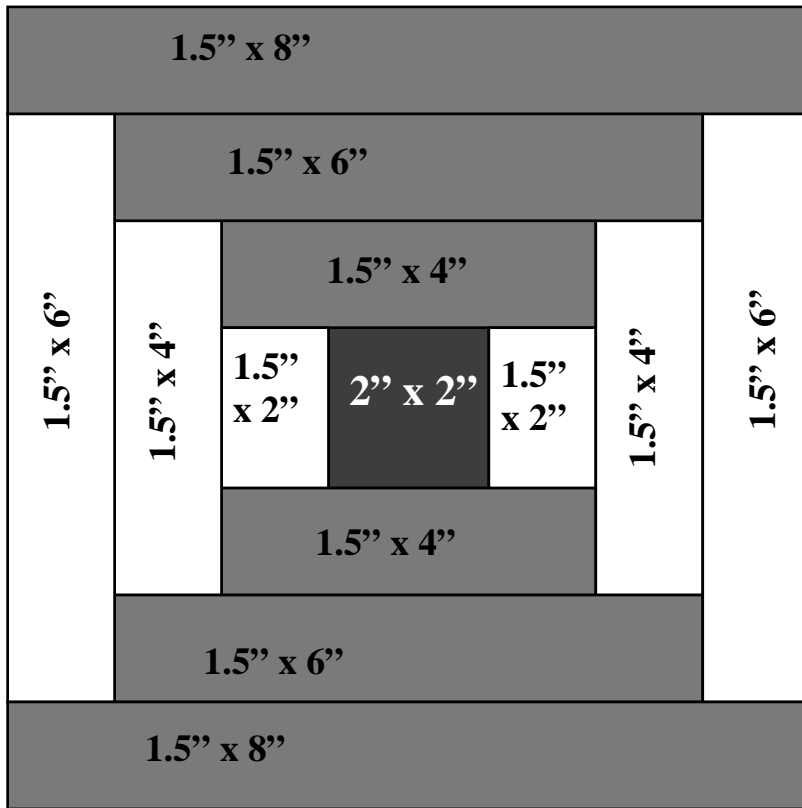
Website [PatSloan.com](http://PatSloan.com) - Articles & Tutorials [blog.PatSloan.com](http://blog.PatSloan.com)

Facebook group- <https://www.facebook.com/groups/QuiltWithPatSloan/>

*Pat Sloan* the voice of quilting™  
[www.patsloan.com](http://www.patsloan.com)

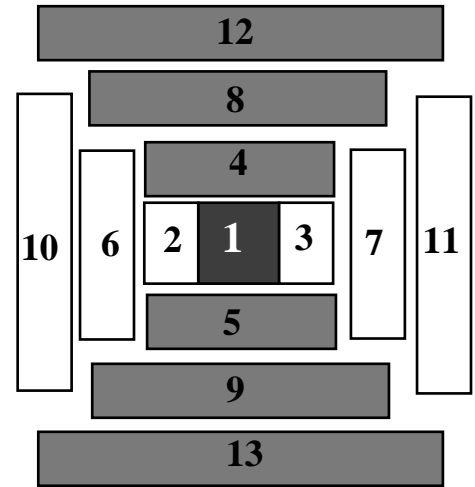
# Pat Sloan's Scrap Happy Challenge

## The Courthouse Steps




### Cutting Directions

- Cut centers 2'' x 2''- 30 for my setting
- Cut LOTS of Light and dark 1.5'' strip
- Subcut strips to 2'', 4'', 6'' and 8'' units
- Follow diagram for sewing order
- Trim Blocks to 8'',
- 5 x 6 setting is 37'' x 45'' before you add border.
- This is the quilt hanging in my studio
- See Page 3 for a coloring book page to try out different colors! And see my website article for more!



### Sewing Order




Sign up for my newsletter at [www.PatSloan.com](http://www.PatSloan.com)

Website [PatSloan.com](http://PatSloan.com) - Articles & Tutorials [blog.PatSloan.com](http://blog.PatSloan.com)  
 Facebook group- <https://www.facebook.com/groups/QuiltWithPatSloan/>

*Pat Sloan* the voice of quilting™  
[www.patsloan.com](http://www.patsloan.com)

# Pat Sloan's The Courthouse Steps



**A coloring book page for you to try out different colors!**

Sign up for my newsletter at [www.PatSloan.com](http://www.PatSloan.com)

Website [PatSloan.com](http://PatSloan.com) - Articles & Tutorials [blog.PatSloan.com](http://blog.PatSloan.com)  
Facebook group- <https://www.facebook.com/groups/QuiltWithPatSloan/>

*Pat Sloan* the voice of quilting™  
[www.patsloan.com](http://www.patsloan.com)