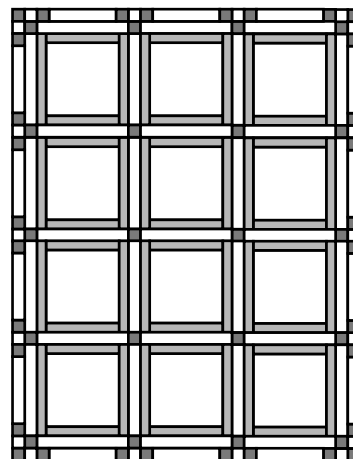


# Summer Soiree

## Quilt Layout

57" x 74"

### Cutting Directions



#### Light

- Cut 31 strips 2.5" x 15.5"
- Cut 14 strips 2.5" x 11.5"
- Cut 18 squares 2.5" x 2.5"

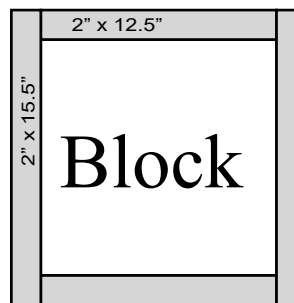
Dark - I am cutting from the FQ Bundle so it will be a variety of fabric. If you want it all the same fabric than purchase 1 yard of a fabric you want to use

- Cut 24 strips 2" x 12.5"
- Cut 24 strips 2" x 15.5"
- Cut 52 squares 2.5" x 2.5"

### Sewing Directions

#### Dark

- Sew the 2" x 12.5" to the top & bottom
- Sew the 2" x 15.5" to the sides
- Measures 15.5" x 15.5"
- Make 12



*Pat Sloan* the voice of quilting™  
www.patsloan.com

*I Love to Make Quilts.com*

A site for Passionate Quilters  
Hosted by Pat Sloan

I hope you enjoy making this quilt. These instructions may not be reproduced by any mechanical or electronic means, including photocopying.


Making copies for any purpose other than your own personal use is a violation of copyright laws. ©2021 Pat Sloan & Co. LLC, All rights reserved.

(1)

# Summer Soiree Layout

## Sashing Directions

- Alternate 2 dark 2.5" squares and 3 light 2.5" x 15.5" strips
- Measures 2.5" x 49.5"
- Make 5



## Inner Side Border Directions

- Alternate 5 dark 2.5" squares and 4 light 2.5" x 15.5" strips
- Measures 2.5" x 70.5"
- Make 2



## Outer Top Border Directions

- Alternate 6 dark 2.5" squares, 4 light 2.5" squares and 3 light 2.5" x 11.5" strips
- Measures 2.5" x 53.5"
- Make 2



## Outer Side Border Directions

- Alternate 10 dark 2.5" squares, 5 light 2.5" squares and 4 light 2.5" x 11.5" strips
- Measures 2.5" x 74.5"
- Make 2
- Assemble per diagram on next page



I hope you enjoy making this quilt. These instructions may not be reproduced by any mechanical or electronic means, including photocopying. Making copies for any purpose other than your own personal use is a violation of copyright laws. ©2021 Pat Sloan & Co. LLC, All rights reserved.

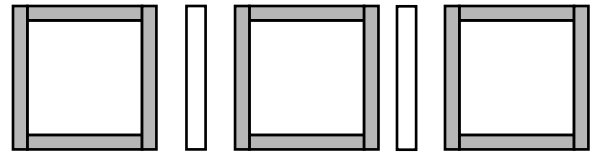
*Pat Sloan* the voice of quilting™  
www.patsloan.com

(2)

# Summer Soiree Layout

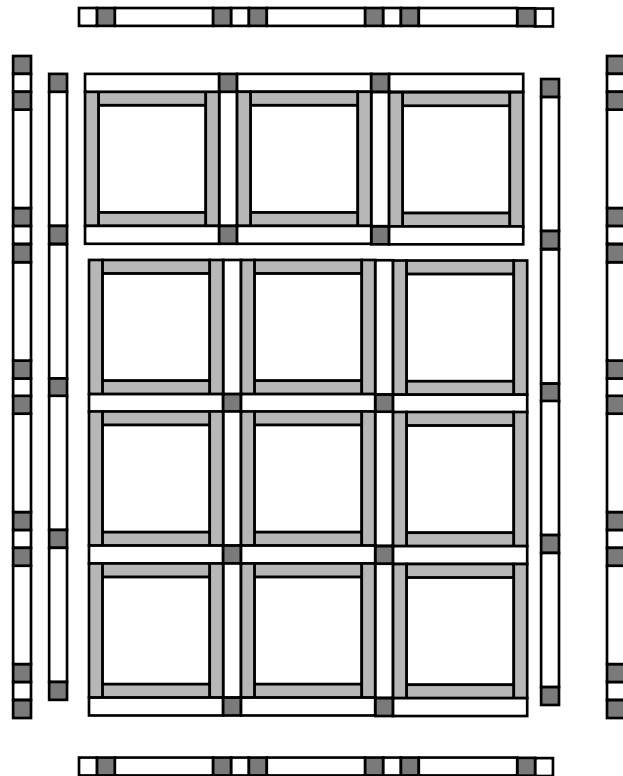
## Block Rows Directions

- Alternate 2 light 2.5" x 15.5" strips & 3 block units
- Make 4
- Measures 15.5" x 49.5"



## Sew Top

- Assemble the top following the diagram
- Measures 57.5" x 74.5"

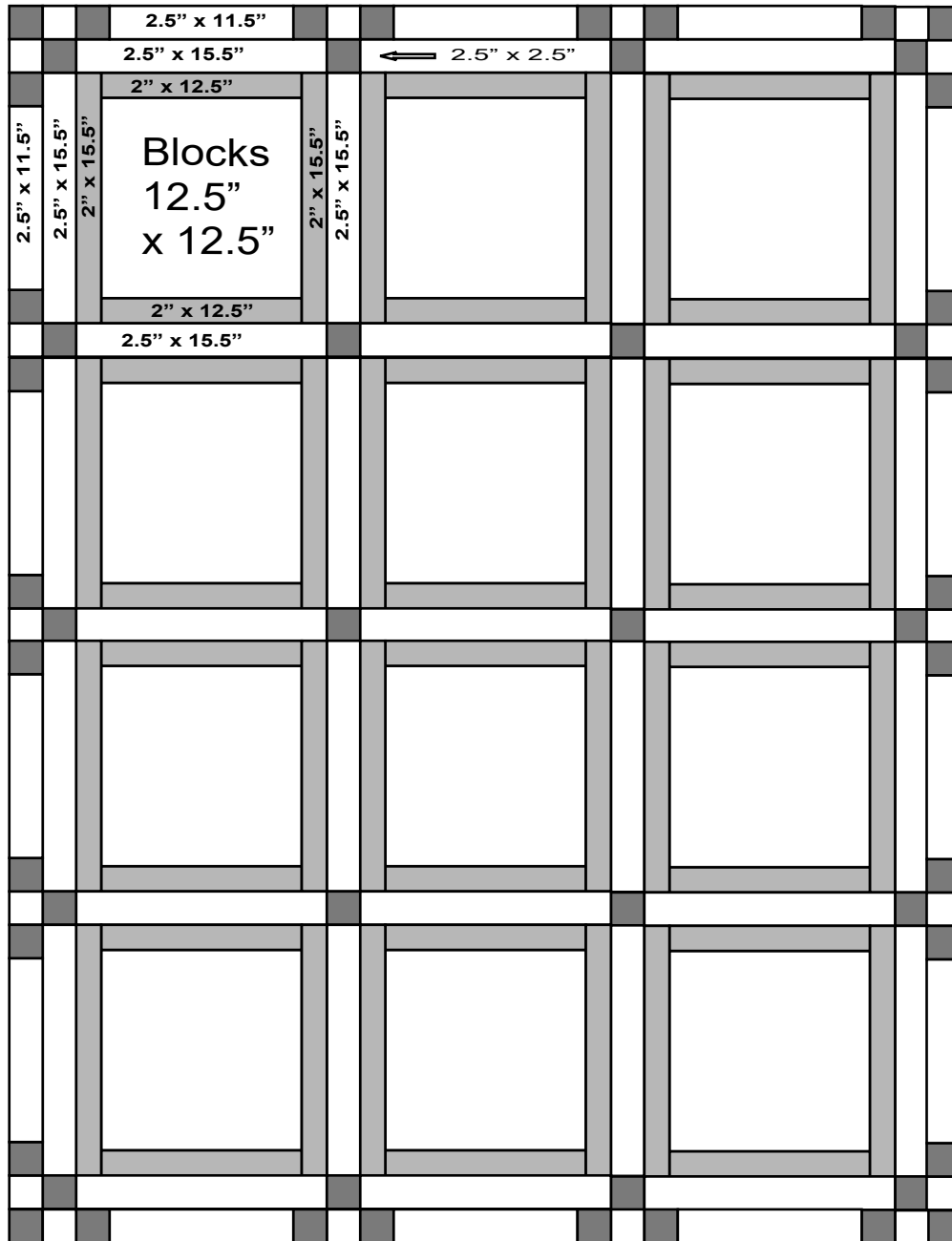


I hope you enjoy making this quilt. These instructions may not be reproduced by any mechanical or electronic means, including photocopying. Making copies for any purpose other than your own personal use is a violation of copyright laws. ©2021 Pat Sloan & Co. LLC, All rights reserved.

*Pat Sloan* the voice of quilting™  
www.patsloan.com

(3)

# Summer Soiree Layout



All Light & Dark Squares Are cut 2.5" x 2.5"

57" x 74"

I hope you enjoy making this quilt. These instructions may not be reproduced by any mechanical or electronic means, including photocopying. Making copies for any purpose other than your own personal use is a violation of copyright laws. ©2021 Pat Sloan & Co. LLC, All rights reserved.

*Pat Sloan* the voice of quilting™  
www.patsloan.com