




unfinished size:  
3 1/2" x 3 1/2"



unfinished size:  
6 1/2" x 6 1/2"



unfinished size:  
9 1/2" x 9 1/2"



### Cutting:

		3" Block	6" Block	9" Block
Background	A	1 - 1 1/2" square	1 - 2 1/2" square	1 - 3 1/2" square
	B	8 - 1 1/4" squares	8 - 2" squares	8 - 2 3/4" squares
Print	C	8 - 1 1/2" squares	8 - 2 1/2" squares	8 - 3 1/2" squares

Use 1/4" seams and press open throughout.


Sizes listed as {3" size} [6" size] {9" size}

### Block Assembly:

Draw a diagonal line on the wrong side of the Fabric B squares.

With right sides facing, layer a Fabric B square on the top right corner of a Fabric C square.

Stitch on the drawn line and trim 1/4" away from the seam.



Repeat on the bottom left corner.

Corner Unit should measure

{1 1/2" x 1 1/2"} [2 1/2" x 2 1/2"] {3 1/2" x 3 1/2"}.



Make four.

Assemble two Corner Units and one Fabric C square.

Outer Unit should measure

{1 1/2" x 3 1/2"} [2 1/2" x 6 1/2"] {3 1/2" x 9 1/2"}.

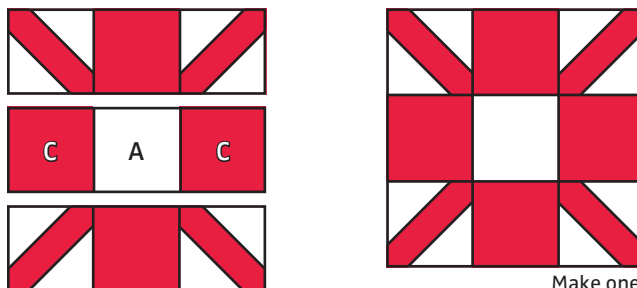


Make two.

Assemble Block.

Sincere Block should measure

{3 1/2" x 3 1/2"} [6 1/2" x 6 1/2"] {9 1/2" x 9 1/2"}.



Make one.

Copyright 2020 Fat Quarter Shop, LLC. All rights reserved. Duplication of any kind is prohibited.

This pattern may be used for personal purposes only and may not be reproduced without the express written permission from the Fat Quarter Shop.

These patterns may not be used for commercial purposes.

